



T Diggins'


Monthly Newsletter of the
Mother Lode Model T Club

Celebrating 50+ Years of Model T Fun

<https://www.motherlodemodelt.com>

May 2020

Message from Our President



I hope all is well with everyone. We all are getting cabin fever I'm sure. I have run into several of our fellow club members while Barbara and I have snuck out to do some shopping.

I've had some time to work on the speedster which is coming along. It should be done sooner

than later which is good. The running gear is close to being ready for final paint but before that gets done I still need to build the body!

Better get your cars ready for touring! Once this Covid-19 pandemic is over there won't be anything to hold us all back from touring.

Stay safe,

Phil

LOL's

(Ladies Out to Lunch)

LOL's will be suspended until further notice.

Monthly Meetings

All monthly membership meetings are suspended until restaurants are open and group gatherings are allowed.

Up Coming Events - 2020

Many activities are being suspended or canceled until the COVID-19 (Corona) Virus pandemic is under control. Best to verify before going. Those that we as a club attend and know about will be noted here and on our website. It's a fluid situation so I will be updating the website calendar as things change.

- ♦ **Breakfast and Car Talk - Suspended** until the COVID-19 Virus is under control.
- ♦ **May 2 - Clarksville Days Tour. Canceled**
- ♦ **Auburn Cruise Night** for May 8 has been canceled. June 12 is pending State & County group gathering guidelines.
- ♦ **June 7 - Mother Lode Swap meet. Canceled**
- ♦ **June 13-14 - Santa Clara Valley Model T Club Endurance Run - Canceled**
- ♦ **June 14 - Pava's Multi-Club Car Tour. Canceled** for now. Possible reschedule.
- ♦ **July 11 - Breakfast Tour. Canceled**
- ♦ **July 18-23 - MTFCA Nat Tour - Spokane. Info.**
- ♦ **Aug 5-9 Ryan Ramble Tour- NORCAL HCCA**
- ♦ **Oct 4 - Old Auburn Cemetery Tour - Canceled**
- ♦ **Dec 6 - Christmas Lunch. The Ridge Golf & Event Center.**

MTFCA Scholarships

From: Susan Yaeger <susan@mtfca.com>

Sent: Thursday, April 2, 2020 1:24 PM

Subject: Important News for MTFCA Chapters

Greetings to our MTFCA Chapter leaders and members. These are certainly challenging times all over the country and the world. Everyone is being affected in different and often devastating ways. I hope our MTFCA "family" members remain healthy and united in spirit.

I would like to share some updates with you and will start with some **Good News** – don't we all need that!

MTFCA RECEIVED \$5,000 DONATION to Award Five \$1,000 Scholarships to 2020 High School Graduates!

While asking to remain anonymous, this donor said, "The members of the MTFCA have been so kind to me, they have become like family. I want to show my gratitude and support by helping a few young members of our MTFCA family who, through no fault of their own, may have lost their opportunity for post-high school education, because of the coronavirus situation."

The requirements to apply are simple: *The nomination can be submitted by any MTFCA member who is parent, grandparent, other relative, or mentor to a high school senior graduating in 2020.*

Please, take the time to read the attached description of the Scholarship Program and the Nomination application. This is a unique 1-time opportunity with a deadline of June 30.

Please encourage your members to nominate a special student.

Application info is attached.

Old Photos

I was looking back at some old family photos.



My Great Aunt Blanch Field, with son Harold and daughter Hazel with their Model T, about 1917. Model T may be 1914 with custom cowl.



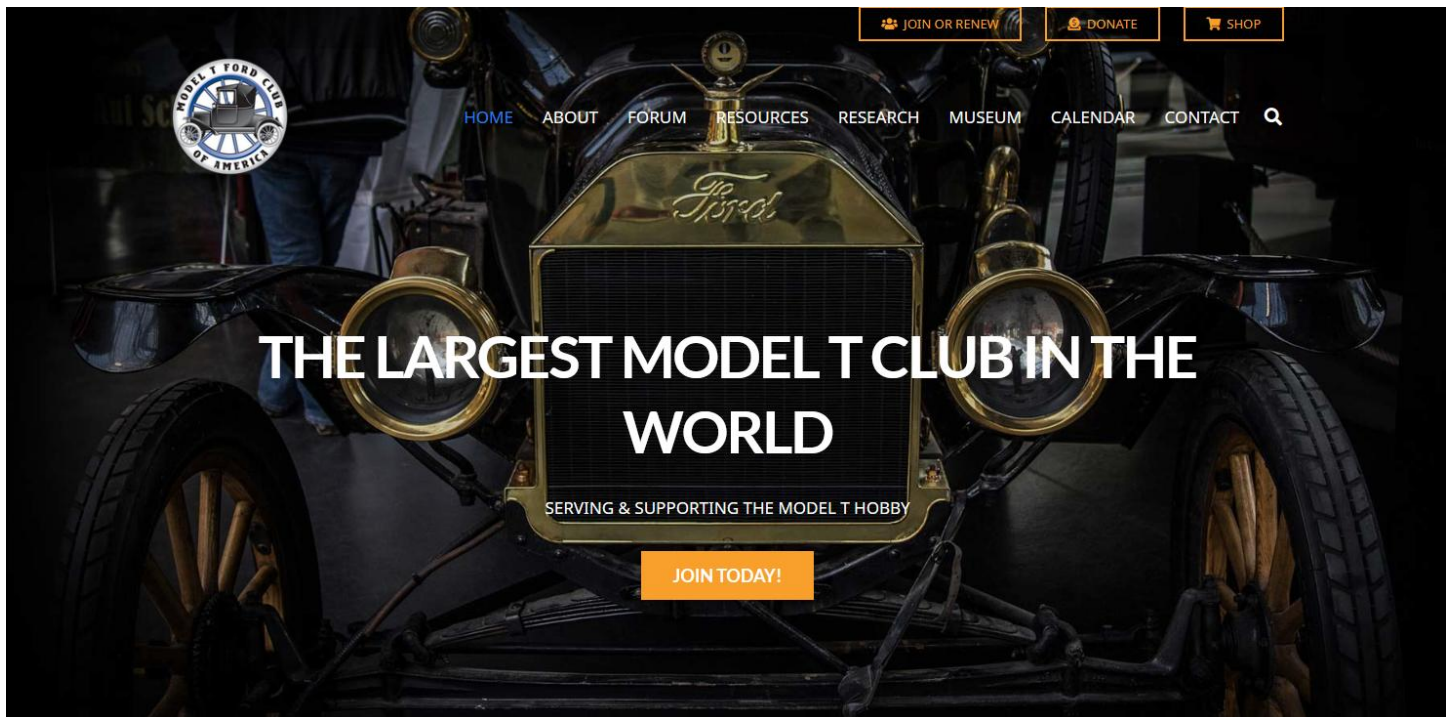
This one is of my Great Uncle George Field and family with their Model T on a family trip. That old Model T seems to be really loaded down. They appear to be moving or maybe camping.

They lived in Spokane, Wa. (1907), Sandpoint, Idaho (1909), and Los Angeles, Ca. (1911) The photos were believed to have been taken about 1916 or 1917.

John Saylor

If anyone has any old family Model T pictures to share, please send me a copy. Also stories of how you became a Model T owner, etc. With no tours or meetings, I don't have much to print in the newsletter.

The Model T Ford Club of America has a newly updated website. Same address: www.mtfca.com. The new website launched Saturday morning, April 18. It's very professional and easy to navigate. Check it out.



From My Shop by Phil Lawrence

This month we'll take a break from making tools and make a useful accessory!

If you are running a distributor in your "T," a way to tame those spark plug wires sometimes becomes a problem. When I bought my first Model T in 1971 it had an original Atwater-Kent model LA distributor installed. The spark plug wires pretty much just lay on the cylinder head and sometimes against the exhaust manifold, not an ideal situation.

I came up with a conduit set up to run the plug wires through and also mount the coil in a convenient place. With help from my friend and mentor back then, we came up with this design. I have built many of these over the years and they have served the purpose well.

The materials should be available at any hardware store or home improvement center. You'll need one 1/8 inch thick x 1 1/4 inch wide flat steel bar and a 1-inch outside diameter steel tube. The shortest lengths available will be three feet long. That's ok because you'll have enough material to make two if you want.

(Cont'd next page)

T Diggins' Page 3

(From My Shop, Cont'd)

There are three basic parts to the total assembly, (see photo #1). First, cut a 14" piece off the 1-inch diameter tube. You won't need the rest for now. Next, take the flat bar and, on each end, lay out a mark $\frac{5}{8}$ inch from the end of the bar and $\frac{5}{8}$ inch from the side. Make a punch mark where they intersect. At your punch mark, drill a $\frac{15}{32}$ inch hole for the $\frac{7}{16}$ inch head bolts to go through with plenty of clearance. Note: don't try to drill the $\frac{15}{32}$ hole at one shot. Work up to it with several progressively larger drill bits first.

After the holes are drilled, radius off the end of the bar using the hole as a guide. Next, make a mark $1 \frac{1}{8}$ inch from the radius end across the bar. That mark will be our bend line. Put the end of the bar in a vise up to the mark you just made. Using a small square check to make sure the bar is 90 degrees with the vise jaws (side to side). Now, using the leverage of the three-foot bar, make a 90 degree bend. A large ball peen hammer will help forming a tight 90 degree bend. Do the same procedure on the opposite end. With the ends now formed we can cut each to length. From the outside of the bend measure $3 \frac{3}{8}$ inches. Make a mark and draw a line across the bar. That's the cut line. On the other end do the same thing but make your mark at $5 \frac{1}{4}$ inches. Cut both pieces off the bar, deburr and smooth out your cuts with a file.

The short leg is finished for now. Take the longer leg and layout the holes from the coil bracket you'll be using. On mine I drew a line down the middle of the leg and from the top end measured down $\frac{1}{2}$ inch, made a mark on the center line and measured down another $2 \frac{7}{8}$ inch, made another mark then punched both marks and drilled two $\frac{5}{16}$ inch holes for the coil bracket to mount. My coil bracket had a slight radius on each end, so I radiused the top end of the leg to match the bracket.

Next comes welding or brazing the legs to the tube (I brazed mine). We'll attach the longer leg first. Lay your tube on a fireproof flat surface. Now place the long leg, with the foot down (away from you) on the tube. Then measure $2 \frac{3}{8}$ inches from the end of the tube to the vertical center line of the leg ($\frac{5}{8}$ inch from each side). You want the center of the tube 90 degrees to the leg and 2 inches down from the top of the leg. With everything in place we can tack weld or braze the leg to the tube. If you are satisfied that the leg is where and how it should be, finish the welding or brazing. You might want to add a nice fillet on the top of the tube between it and the leg.

Once everything has cooled down from the welding, drain a gallon of coolant from the radiator and remove the first and fourth head bolts from the head. Place the tube and front leg assembly with head bolt #1 in place and tighten snug. Align the shorter leg in place and snug up bolt #4. The top of the short leg should come up to the center line of the tube. Check to make sure the tube is parallel with the top of the head. Either tack weld the short bracket in place (be cautious around the gas line and carburetor) or mark the tube. (This is a good time to also layout the holes for the spark plug wires to go through the conduit tube. I marked mine at 3, $6 \frac{3}{4}$ and $12 \frac{1}{4}$ inches from the front edge of the tube.) Remove assembly and weld up on the bench or welding surface. When all welding is finished and the assembly has cooled, drill the spark plug wire holes. They will be on the back surface facing away from the manifolds and on a center line with the conduit tube.

For the spark plug wires, drill the holes $\frac{7}{16}$ inch diameter using the same procedure as you did the head bolt holes, and if you have a Dremel, or better yet, a die grinder, elongate the holes toward the rear of the engine. This will help the wire exit the conduit at a slight angle instead of a sharp 90 degree angle. To finish up, de-burr all the holes and edges smooth, prime and paint the assembly and it's done!

When installing the spark plug wires, install the ends for the spark plugs first and work the wire into the conduit tube from the back first and work towards the front to your distributor. The #4 spark plug wire exits the rear of the conduit. The large coil wire goes directly from the coil to the distributor. The smaller coil wires go from the firewall through the conduit to the coil, install these wires first, then plug wire #4, #3, and so on. Once everything is installed and before you start up your engine, don't forget to refill the radiator. See photos next page.



Photo 1



Photo 2




Photo 3



Anniversaries and Birthdays



May Anniversaries

Richard & Bertie Baughman 9





The birthdays and anniversaries listed here are based on information you have provided on your membership form. If you don't see your name on your month, please send to me at: j99saylor@gmail.com



May Birthdays

Kendall Porco	3
Levi Marriott	5
Les Silveira	8
Bertie Baughman	16
Ben Lindstedt	31


Let's go on a Virtual Tour. Memories of past years - Poker Run, July 2014





T Diggins'

Monthly Newsletter of the
Mother Lode Model T Club
Celebrating 50+ Years of Model T Fun
<https://www.motherlodemodelt.com>



2020 Officers

President ----- Phil Lawrence 530-559-1440
Vice President ---- Susie Krezman 530-823-7957
Treasurer ----- Debra Bamber 530-906-7343
Secretary----- Steve Short 916-791-7087

Board Members

Gary Krezman ----- 916-599-0059
Edward Rodriguez----- 530-906-0844
John Saylor----- 916-202-5842
Sherry Rodriguez----- 530-526-4405

Sunshine ----- Susie Krezman
Website & Newsletter - John Saylor - 916-202-5842

Address all correspondence to:
Mother Lode Model T Club
P.O. Box 4901
Auburn, CA 95604

T-Diggins'

Published monthly to keep members informed of club activities and to promote participation in club events.

Publication copy should be sent to the editor by the 25th of the month to be included in the next issue. Send all copy to: 7304 Goldwood Way, Citrus Heights, Ca 95610 or email to j99saylor@gmail.com

Club Website

The Mother Lode Model T Club maintains a website at <https://www.motherlodemodelt.com>. The website keeps members informed of club activities, photos of club events and members cars. The website also provides membership information an application and introduces those new to the hobby to the club.

The *Mother Lode Model T Club* was organized and became a chapter of the *Model T Ford Club of America* in 1969. The club is a non-profit organization dedicated to the personal enjoyment of its members through the preservation and restoration of the Model T Ford and especially through activities involving the use of Model T Fords.


Meetings are held on the second Thursday of each month with the exception of December, at the Sizzler, 13570 Lincoln Way, Auburn, Ca. 5:30 pm for dinner, 7 pm meeting.

Membership is open to anyone with an interest in Model T Fords. Ownership of a Model T is not necessary.

Dues - Annual Dues are \$20 per family.

Members are encouraged to join the Model T Ford Club of America. MTFCA members receive the bi-monthly publication *The Vintage Ford*, voting privileges in national club and can participate in the many national club tours and events. Annual dues for the MTFCA is \$40.00 payable to:
The Model T Ford Club of America
P.O. Box 996
Richmond, IN. 47375-0996
Telephone: (765) 373-3106
www.mtfca.com





MTFCA ANNOUNCES \$5,000 DONATION RECEIVED

Five \$1,000 Scholarships for 2020 High School Graduates

The unprecedented events brought about by the coronavirus pandemic have caused hardships that are affecting the health and financial well-being of people everywhere. As businesses and workers struggle, young people have also had their lives suddenly and negatively interrupted.

Nearly every school across the U.S. stopped face-to-face classes in March. Gone now are sports, plays, proms, and even graduation ceremonies. Students are seeing their plans and often, their dreams disappear. So many parents have lost jobs and will no longer be able to contribute to the further education of their graduating seniors.

But there have been examples of selfless, caring acts during these difficult times as well. People have seen a need and offered to fill it. One of these people is an MTFCA member who wants to help make a difference in the lives of five students by offering five \$1,000 scholarships to 2020 high school graduates.

While asking to remain anonymous, this individual said, "The members of the MTFCA have been so kind to me, they have become like family. I want to show my gratitude and support by helping a few young members of our MTFCA family who, through no fault of their own, may have lost their opportunity for post-high school education."

The requirements to apply are simple. The nomination can be submitted by any MTFCA member who is parent, grandparent, other relative, or mentor to a high school senior graduating in 2020.

The scholarships are not meant to be academic awards for the highest grade point. They are intended to be used for post-high school education of various forms including trade schools, community college, vocational training, or college. The three scholarship categories cover a wide variety of career interests.

Most important, **this program is meant to reward a young person who has shown devotion to his/her Model T family in everyday life.** Helping an elderly grandparent. Caring for younger siblings while parents work. Working alongside dad or grandpa repairing their Model T. Showing kindness to others in unique ways.

We hope that these scholarships will serve as a reminder to all that kindness and hard work is as valuable as academic excellence. That dreams can be fulfilled in unexpected ways. And that out of hardship can come great reward.

If you know a young person you believe deserves this opportunity, please apply as soon as possible.

Scholarship Eligibility & Nomination Requirements:

1. Nomination application completed by a current member of the MTFCA
2. Applicant can be parent, grandparent, other relative, or mentor to student
3. Student must be a high school senior graduating in 2020
4. **Application deadline: June 30, 2020**

Scholarships Available	Amount	General Field of Study
3	\$1,000	<u>L.V.M.E Industrial Arts Scholarship</u> <i>Study of skills needed to work with tools and machinery including automotive repair, metal works, welding, auto restoration, etc.</i>
1	\$1,000	<u>Flora A. Dupuy Life Sciences Scholarship</u> <i>Study of life and organisms including biology, horticulture, animal sciences, agriculture, etc.</i>
1	\$1,000	<u>Georgia L. Alder Humanities Scholarship</u> <i>Study of society including art, music, theater, history, social work, education, etc.</i>

- Applications will be reviewed by a committee of MTFCA Board members.
- The applicant and student names will not be known by the reviewers.
- Awards will be announced by no later than July 15, 2020.

SCHOLARSHIP NOMINATION — 2020 High School Graduates
To be completed by Parent, Grandparent, Other Relative, or Mentor
(Applicant must be current MTFCA Member)

Name of Student Nominated	_____
Address	_____
City/State/Zip Code	_____
High School Name/City & State	_____

APPLICANT Name _____

Relationship to Graduate ☐ Parent ☐ Grandparent ☐ Other (specify) _____

MTFCA Member No.
REQUIRED

_____ Local Chapter _____

Applicant Address _____

City/State/Zip Code _____

Email _____ Phone _____

Date submitted _____ Submitted by: ☐ Mail ☐ Email ☐ Fax

INDICATE SCHOLARSHIP CHOICE

Check one	General Field of Study	Graduate's Specific Interest(s)
<input type="checkbox"/>	<u>L.V.M.E Industrial Arts Scholarship</u> <i>Study of skills needed to work with tools and machinery including automotive repair, metal works, welding, auto restoration, etc.</i>	
<input type="checkbox"/>	<u>Flora A. Dupuy Life Sciences Scholarship</u> <i>Study of life and organisms including biology, horticulture, animal sciences, agriculture, etc.</i>	
<input type="checkbox"/>	<u>Georgia L. Alder Humanities Scholarship</u> <i>Study of society including art, music, theater, history, social work, education, etc.</i>	

APPLICANT'S NARRATIVE INSTRUCTIONS

Attach as many pages needed for the MTFCA review committee to understand your choice.

- Why you believe this Graduate should be considered for an MTFCA Scholarship.
- What makes him/her special to you, your community, and the Model T family.
- Why this Graduate will be a success in the career interest they have selected to pursue.
- What barriers do you feel he/she is currently facing or has overcome.

Optional: ***Include a page written by the nominated Graduate stating why receiving a scholarship would be important.***

APPLICATIONS MUST BE SUBMITTED TO MTFCA BY NO LATER THAN JUNE 30, 2020

Mail to: MTFCA
2020 GRADUATES SCHOLARSHIP
PO BOX 996
RICHMOND, IN 47375-0996

Email: ADMIN@MTFCA.COM
FAX: 765-488-0014
Questions? 765-373-3106